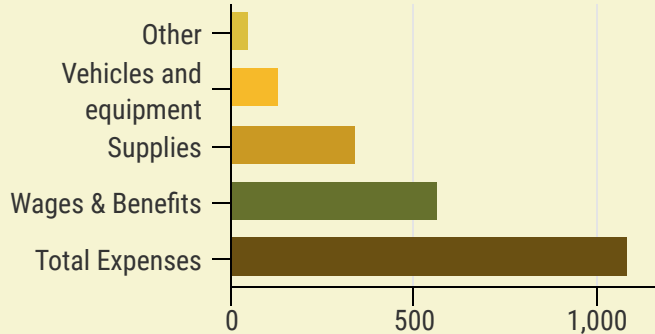


2018 TOTAL EXPENSES

\$1,085 MILLION

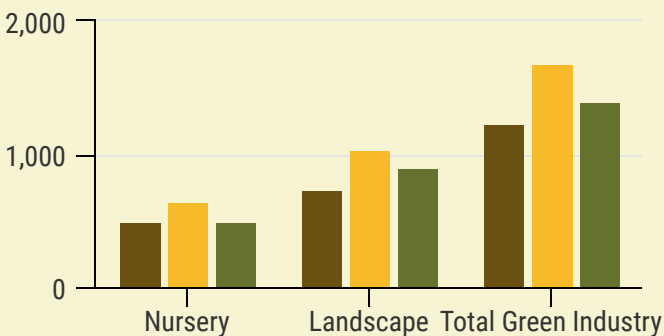


GREEN INDUSTRY EXPENDITURES

In 2018, the green industry spent **\$1,085 million** on labor, supplies, vehicles and equipment, and other business expenses. This compared to \$1,404 million in 2007, as companies are finding new ways to be more efficient with the resources available.

2018 TOTAL SALES

\$1.4 BILLION



GREEN INDUSTRY SALES

Arizona Green Industry sales were estimated at **\$1.40 billion** in 2018, a decline of 17% from the previous estimates of 2007. Nursery sales totaled \$500 million in 2018, a 22% decline from 2007. Landscape service firms had sales of \$900, a decrease of 13% from 2007.



THE ECONOMIC IMPACT OF

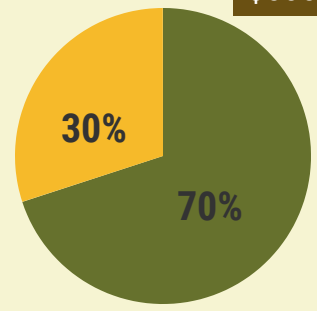
Arizona's Green Industry

You can view the full report on
www.azna.org/Industry-Scope
 or
www.azlca.com/advocacy

2018 INDUSTRY REPORT

2018 TOTAL NURSERY SALES

\$500 MILLION



● Container Sales ● All Other Sales

Total Nursery Sales: \$500 Million
 Container Plant Sales: \$350 Million
 All Other Sales: \$150 Million

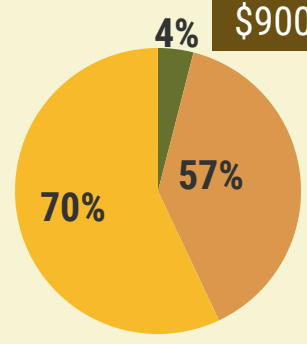


The Arizona Green Industry is comprised of nursery growers, retailers and landscape service firms working together.



2018 TOTAL LANDSCAPE SERVICE FIRM SALES

\$900 MILLION

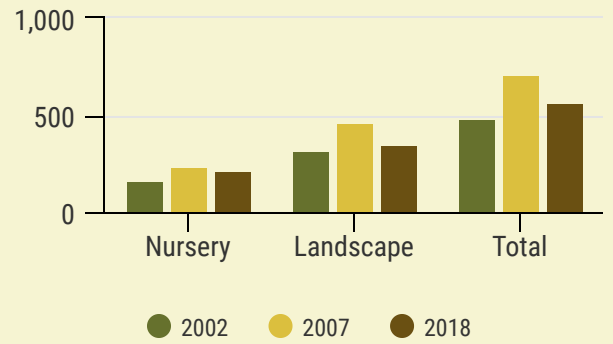


● Design/Consultant ● Installation ● Maintenance

Total Landscape Sales: \$900 Million
 Landscape Service Maintenance Sales: \$513 Million
 Landscape Service Installation Sales: \$351 Million
 Landscape Service Design Sales: \$36 Million

2018 TOTAL INDUSTRY WAGES

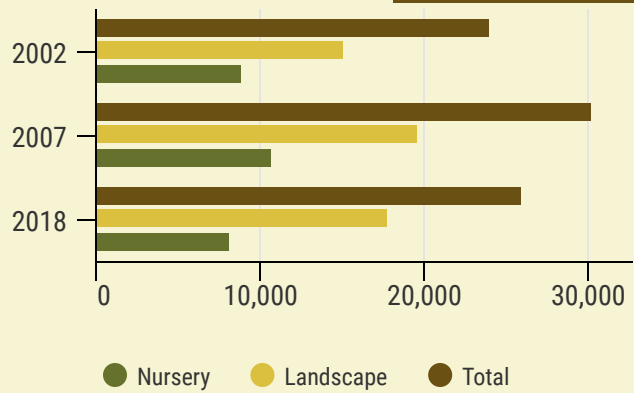
\$564 MILLION



GREEN INDUSTRY WAGES
 Wages, benefits and payroll taxes were estimated at **\$564 million**, 52% of the total expenses in 2018. In 2007, almost 51% of expenditures were spent on wages, benefits and payroll taxes.

2018 TOTAL EMPLOYMENT

26,000 WORKERS



GREEN INDUSTRY EMPLOYMENT
 The Green Industry provided direct employment to **26,000 hired workers** in 2018, a decrease of 14% from 2007. Labor continues to be a major issue green industry businesses face.